



BEVERAGE-AIR

Project: _____	AIA#
Item: _____	
Location: _____	SIS#
Approved: _____	

MARKETEER™ MERCHANDISERS

MT53 Black Hinged Door Model

Hydrocarbon Series

MODEL:
MT53-1B

MT53™ MERCHANDISER: HINGED DOOR MODEL



5 Year Parts/Labor Warranty Available
7 Year Compressor Warranty

CABINET CONSTRUCTION

- Standard cabinet exterior finish is heavy duty steel with a black baked on durable coating
- Heavy duty interior construction includes white coated steel
- Mechanical temperature control
- Modern one piece grille
- Double pane lowE argon filled glass doors feature outside pane that is tempered for added safety
- Door locks standard
- Self-closing hinged glass doors features, pocket door handles
- LED lighting
- Ten (10) epoxy coated shelves
- Leveling feet

OPTIONS & ACCESSORIES

- 3 Year parts/labor standard, additional 2 year warranty available
- Extra shelves and clips
- 3" Casters
- Visislide shelving kit

REFRIGERATION SYSTEM

- Uses environmentally friendly, energy efficient R290 refrigerant, and meets all regulatory requirements for CARB, SNAP, DOE & more
- Condenser is designed to be low maintenance, and energy efficient
- Automatic, non-electric defrost
- Epoxy coated evaporator coil



Please verify qualifying units by visiting:
www.energystar.gov/cfs

3779 Champion Blvd., Winston-Salem, NC 27105
1-888-845-9800 Fax: 1-336-245-6453
Beverage-Air.com Sales@bevair.com



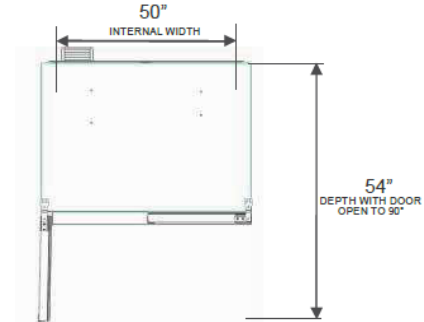
BEVERAGE-AIR

MODEL	MT53-1B
EXTERNAL DIMENSIONAL DATA	
Width Overall	54 1/4"
Depth Overall	29 1/8"
Height Overall	78 3/8"
Number of Doors	2
Depth with Door Open 90°	54"
Door Openings	22 3/4" x 59 3/8"
INTERNAL DIMENSIONAL DATA	
NET Capacity (cubic ft.)	41.66
Capacity 20 oz	480
Internal Width Overall (in)	50"
Internal Depth Overall (in)	20 7/8"
Internal Height Overall (in)	59 11/16"
Internal Height Useable (in)	54"
Number of Shelves	10
ELECTRICAL DATA	
Full Load Amperes 115/60/1	8.7
REFRIGERATION DATA	
Horsepower	1/2+
Energy Consumption	3.290 kWh/day
Capacity (BTU/Hr)	4201
Heat Rejection (BTU/Hr)	6301.5
Charge (lbs/grams)	0.209/95
WEIGHT DATA	
Gross Weight - Crated	538 lbs
Height - Crated	85"
Width - Crated	57"
Depth - Crated	33"

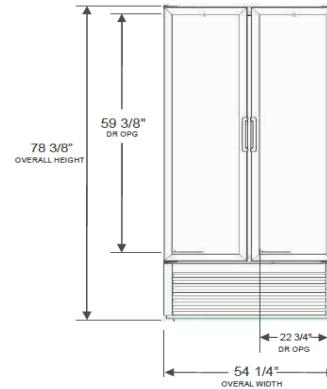
Glass Hinged Door Model Model: MT53-1B

Model Views

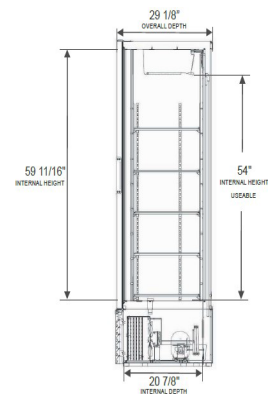
Clearances: 4" Top, Rear, Left and Right Side



PLAN VIEW



ELEVATION VIEW



SIDE VIEW

ELECTRICAL CONNECTION



115/60/1
NEMA 5-15P

Unit pre-wired at factory and include 8' long cord and plug set.

